

behringer BC444 Premium Neckband Cardioid Microphone User Guide

[Home](#) » [Behringer](#) » behringer BC444 Premium Neckband Cardioid Microphone User Guide 

behringer BC444 Premium Neckband Cardioid Microphone



Contents [[hide](#)]

[1 Important Safety](#)

[Instructions](#)

[2 Features](#)

[3 Accessories List](#)

[4 Frequency Response Curve](#)

[5 Specifications](#)

[6 LIMITED WARRANTY](#)

[7 Documents / Resources](#)

[7.1 References](#)

[8 Related Posts](#)


Important Safety Instructions

1. Read these instructions.
2. Keep these instructions.
3. Heed all warnings.
4. Follow all instructions.
5. Do not use this apparatus near water.
6. Clean only with dry cloth.
7. Do not block any ventilation openings. Install in accordance with the manufacturer's instructions.
8. Do not install near any heat sources such as radiators, heat registers, stoves or other apparatus (including amplifiers) that produce heat
9. Use only attachments/accessories specified by the manufacturer.



10. Use only with the cart, stand, tripod, bracket, or table specified by the manufacturer, or sold with the apparatus. When a cart is used, use caution when moving the cart/apparatus combination to avoid injury from tip-over.



11.  Correct disposal of this product:

This symbol indicates that this product must not be disposed of with household waste, according to the WEEE Directive (2012/19/ EU) and your national law.

This product should be taken to a collection center licensed for the recycling of waste electrical and electronic equipment (EEE). The mishandling of this type of waste could have a possible negative impact on the environment and human health due to potentially hazardous substances that are generally associated with EEE. At the same time, your cooperation in the correct disposal of this product will contribute to the efficient use of natural resources. For more information about where you can take your waste equipment for recycling, please contact your local city office, or your household waste collection service.

12. Do not install in a confined space, such as a bookcase or similar unit.
13. Do not place naked flame sources, such as lighted candles, on the apparatus.

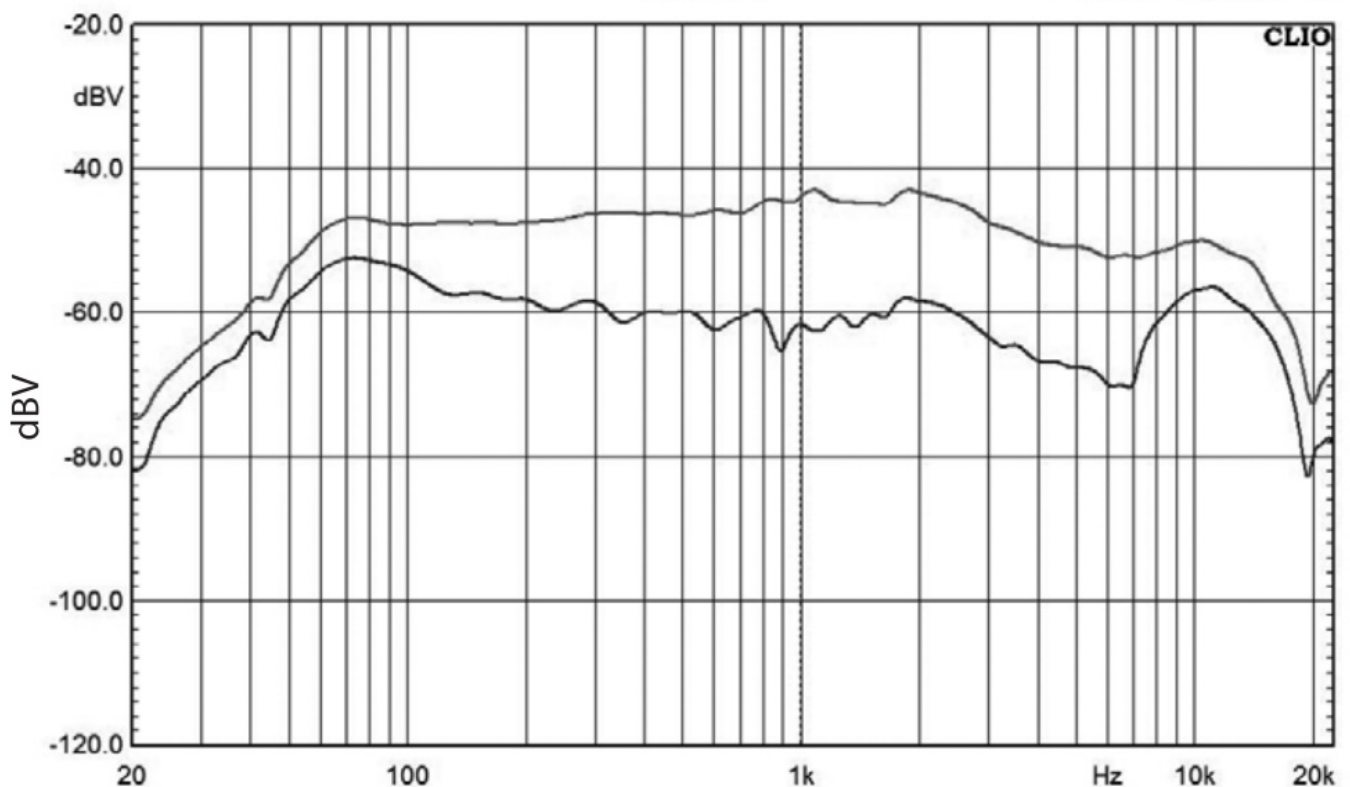
Features

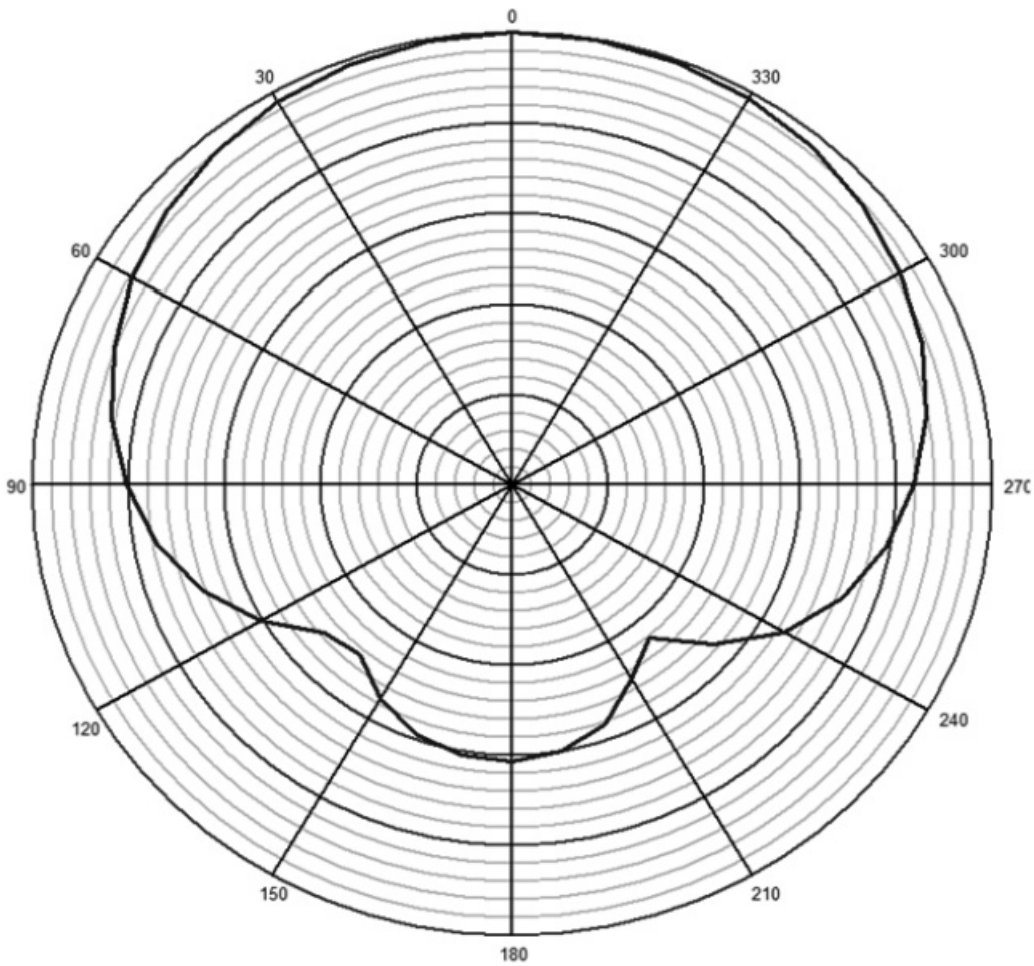
- Professional neckband condenser microphone for focused and transparent voice reproduction
- Ideal as main and support microphone for studio recordings, live performances, houses of worship, fitness and theaters
- Excellent choice for broadcasters, presenters, lecturers, singers, musicians, actors and performers requiring hands-free microphones
- Optimized frequency response especially for body pack transmitters
- Cardioid polar pattern for outstanding sound source separation and off-axis rejection
- Rugged, reliable, and lightweight construction for intense performances
- Adjustable neck strap for comfortable and stay-in-place fit
- Flexible boom mic design for smooth and easy adjustments
- Integrated 1.2 m (4 feet) cable with mini XLR connector
- Gold-plated 3-pin mini XLR output connector for highest signal integrity
- Windscreen and cable clip included

Accessories List

- BC444
- This quick start guide

Frequency Response Curve





Uni-directional
(at 1kHz)

Specifications

Capsule type	Condenser
Polar pattern	Unidirectional
Frequency response	80 Hz to 16 kHz
Sensitivity	(-47 dB) ± 3 dB, 0 dB=1 V/Pa @ 1 kHz
Impedance	680 $\Omega \pm 30\%$
Working voltage	1.5 V (RL: 680 Ω) to 9 V DC / 0.5 mA
Cable length	1.2 m (4 ft)
Connector	Mini-XLRF3

LIMITED WARRANTY

For the applicable warranty terms and conditions and additional information regarding Music Tribe's Limited Warranty, please see complete details online at community.musictribe.com/pages/support#warranty

Hereby, Music Tribe declares that this product is in compliance with Directive 2014/30/EU, Directive 2011/65/EU and Amendment 2015/863/EU, Directive 2012/19/EU, Regulation 519/2012 REACH SVHC and Directive 1907/2006/EC.

Full text of EU DoC is available at <https://community.musictribe.com/>

EU Representative: Music Tribe Brands DK A/S Address: Gammel Strand 44, DK-1202 København K, Denmark

UK Representative: Music Tribe Brands UK Ltd. Address: 6 Lloyds Avenue, Unit 4CL London E3N 3AX, United Kingdom



Documents / Resources



[behringer BC444 Premium Neckband Cardioid Microphone](#) [pdf] User Guide
BC444, Premium Neckband Cardioid Microphone, Cardioid Microphone, Premium Neckband Microphone, Neckband Microphone, Microphone, BC444 Microphone

References

- [m Music Tribe](#)
- [m Music Tribe](#)
- [m Music Tribe](#)
- [m Music Tribe](#)

Related Posts

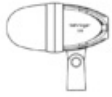


[behringer BD440 Premium Neckband Cardioid Microphone User Guide](#)

Quick Start Guide BD440 Premium Neckband Cardioid Microphone
Features Professional head-worn condenser microphone for focused and transparent voice...

[behringer C112 Premium Dynamic Microphone for Bass Drum User Manual](#)

behringer C112 Premium Dynamic Microphone for Bass Drum Features Professional large-diaphragm dynamic microphone for unsurpassed audio quality Optimized...



[behringer SL 75C Dynamic Cardioid Microphone User Guide](#)

Quick Start Guide SL 75C Dynamic Cardioid Microphone Features
Dynamic cardioid microphone Smooth mid-frequency presence rises for excellent...



[behringer SL 85S Dynamic Cardioid Microphone with Switch User Guide](#)

Quick Start Guide SL 85S Dynamic Cardioid Microphone with Switch
Features Dynamic vocal microphone with On/Off Switch Smooth...